



Activity for Theaster Gates: A Clay Sermon in collaboration with Phoebe Collings-James

This activity can be used to help you explore the artworks and ideas in the exhibition.



2. If you could touch them what would they feel like?

Like the sculptures and ceramics in this exhibition we are shaped and moulded by our environment, by the people in our lives and by our experiences.





4. Using your body and this sheet of paper find ways to mould the paper into different shapes and vessels

Try carefully wrapping the paper around your knee, elbow or hands and gently shape it.

Try flattening it out after each shape and see what traces and marks are left.

How have the different words, images and marks been transformed by this process?



1. What different textures can you find in the exhibition?


Use this sheet of paper to write, draw or make marks to record them.

Look for marks made by tools and hands.
Look for marks made into patterns or designs.

3. Who are the people in your life that have a special significance to you?

What are the objects, ornaments, mugs or dishes in your home that have a special significance to you?

Write, draw or make a mark to represent them.



5. What new object have you created?

You can also try this activity using clay at home, in school or your community setting.

You can photograph and share your creations on Instagram by using #whitechapelgallery



Whitechapel Gallery